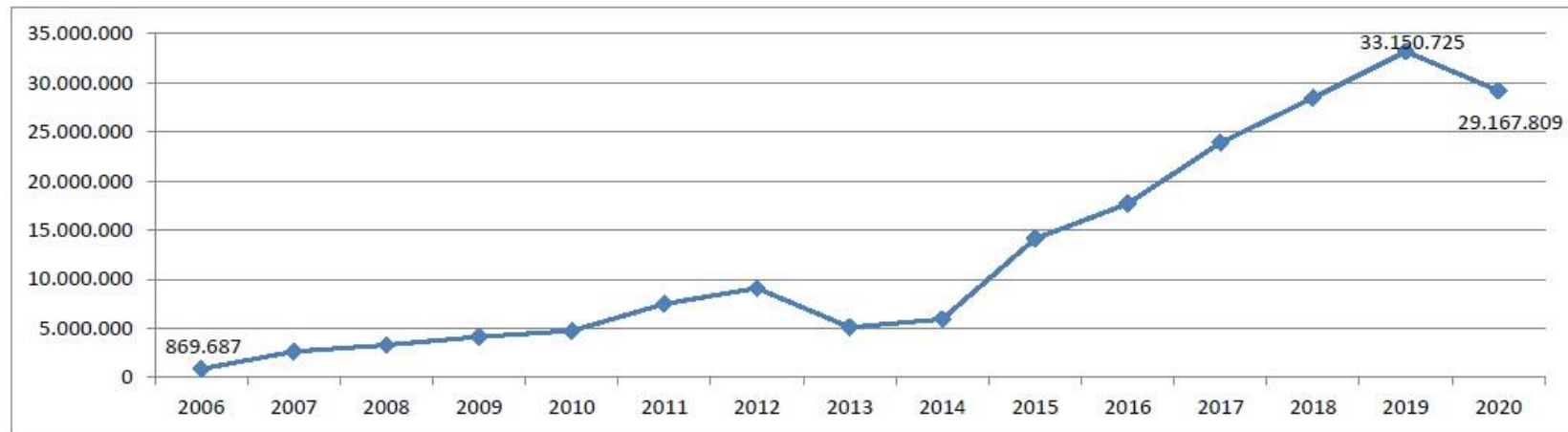


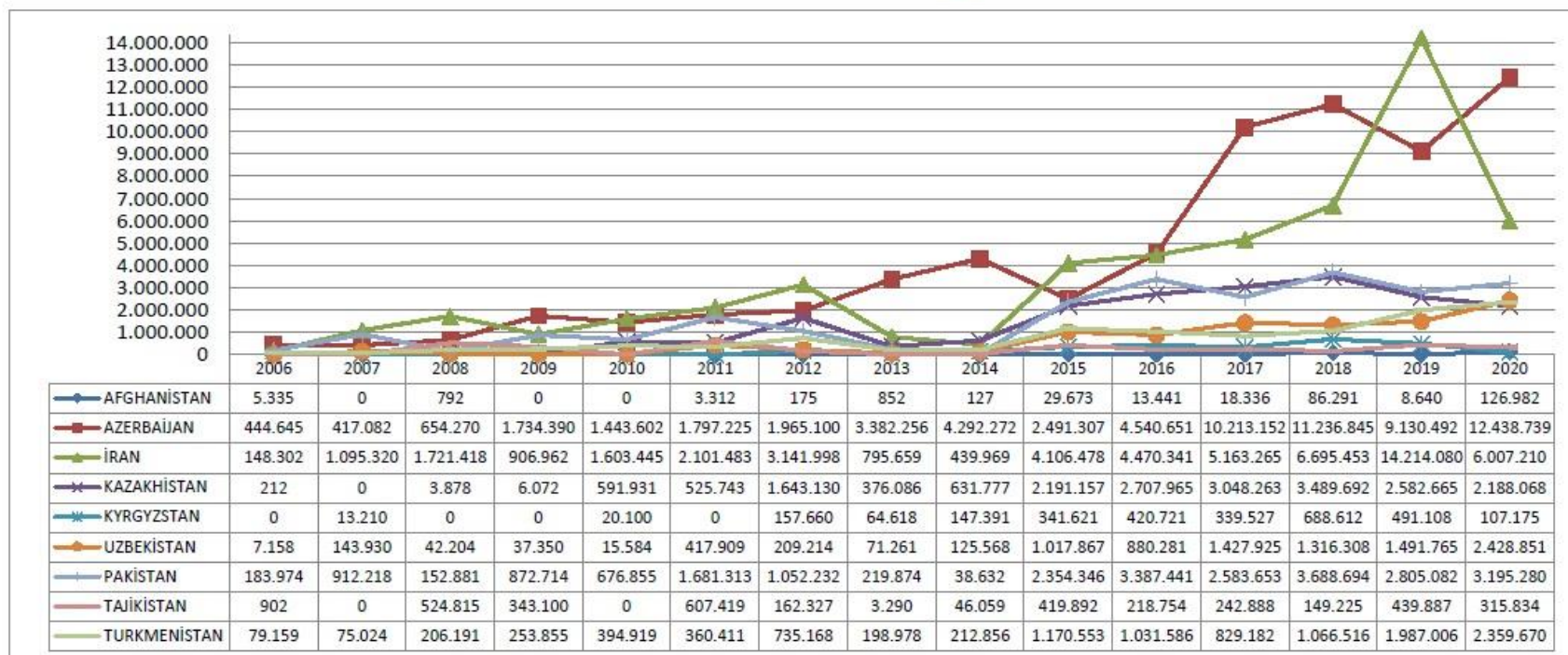
## TURKEY'S SEED EXPORT TO ECONOMIC COOPERATION ORGANIZATION (ECO) COUNTRIES BY YEARS (\$)

COUNTRIES	YEARS														
	2006	2007	2008	2009	2010	2011	2012	2013	2014	2015	2016	2017	2018	2019	2020
AFGHANISTAN	5.335	0	792	0	0	3.312	175	852	127	29.673	13.441	18.336	86.291	8.640	126.982
AZERBAIJAN	444.645	417.082	654.270	1.734.390	1.443.602	1.797.225	1.965.100	3.382.256	4.292.272	2.491.307	4.540.651	10.213.152	11.236.845	9.130.492	12.438.739
IRAN	148.302	1.095.320	1.721.418	906.962	1.603.445	2.101.483	3.141.998	795.659	439.969	4.106.478	4.470.341	5.163.265	6.695.453	14.214.080	6.007.210
KAZAKHISTAN	212	0	3.878	6.072	591.931	525.743	1.643.130	376.086	631.777	2.191.157	2.707.965	3.048.263	3.489.692	2.582.665	2.188.068
KYRGYZSTAN	0	13.210	0	0	20.100	0	157.660	64.618	147.391	341.621	420.721	339.527	688.612	491.108	107.175
UZBEKISTAN	7.158	143.930	42.204	37.350	15.584	417.909	209.214	71.261	125.568	1.017.867	880.281	1.427.925	1.316.308	1.491.765	2.428.851
PAKISTAN	183.974	912.218	152.881	872.714	676.855	1.681.313	1.052.232	219.874	38.632	2.354.346	3.387.441	2.583.653	3.688.694	2.805.082	3.195.280
TAJIKISTAN	902	0	524.815	343.100	0	607.419	162.327	3.290	46.059	419.892	218.754	242.888	149.225	439.887	315.834
TURKMENISTAN	79.159	75.024	206.191	253.855	394.919	360.411	735.168	198.978	212.856	1.170.553	1.031.586	829.182	1.066.516	1.987.006	2.359.670
<b>TOTAL</b>	<b>869.687</b>	<b>2.656.784</b>	<b>3.306.449</b>	<b>4.154.443</b>	<b>4.746.436</b>	<b>7.494.815</b>	<b>9.067.004</b>	<b>5.112.874</b>	<b>5.934.651</b>	<b>14.122.894</b>	<b>17.671.181</b>	<b>23.866.191</b>	<b>28.417.636</b>	<b>33.150.725</b>	<b>29.167.809</b>

## TURKEY'S TOTAL SEED EXPORT TO ECO COUNTRIES BY YEARS (\$)



## TURKEY'S SEED EXPORT TO ECO COUNTRIES BY YEARS AND COUNTRIES (\$)



## TURKEY'S SEED EXPORT TO ECO REGION BY SPECIES AND COUNTRIES (2020)

	COUNTRY	SPECIES	EXPORT \$	TOTAL \$
1	AFGHANİSTAN	Tomato	60.297	126.982
		Cucumber	66.685	
2	AZERBAIJAN	Other peas	28.667	12.438.739
		Chickpea	1.533	
		Beans	497	
		Wheat	154.864	
		Barley	197.812	

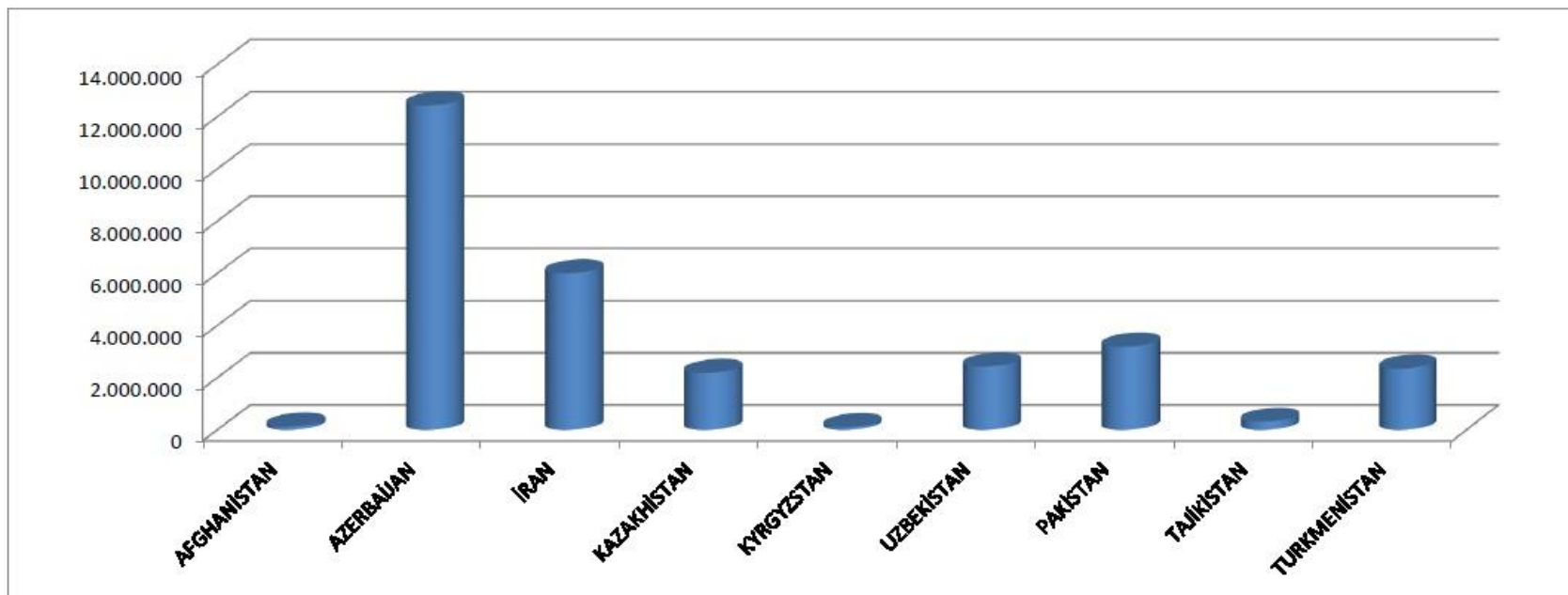
		Corn	2.371.848	
		Rice	23.000	
		Quinoa	411	
		Sweet corn	183.871	
		Melon-Water melon	105.865	
		Tomato	783.726	
		Cucumber	173.096	
		Onion	619.497	
		Carrot	286	
		Lettuce	360	
		Pepper	134.392	
		Eggplant	19.316	
		Radish	1.619	
		Other vegetables	270	
		Potato	698.425	
		Soybean	175.800	
		Sunflower	1.126	
		Cotton	6.601.178	
		Sesame	8	
		Sufflower	308	
		Feed peas	21	
		Alfalfa	155.268	
		italian grass	2.207	
		English grass	3.468	
3	İRAN	Other peas	22.574	6.007.210
		Beans	13.046	
		Wheat	43.319	
		Barley	946	
		Corn	2.617.322	
		Melon-Water melon	244.291	
		Tomato	529.376	
		Cucumber	666.448	
		Onion	341.050	

		Carrot	8.903	
		Pepper	12.311	
		Eggplant	59.151	
		Soybean	1.088	
		Cotton	657.653	
		Sugar beet	789.732	
4	KAZAKHISTAN	Wheat	862	2.188.068
		Corn	197.610	
		Onion	10.900	
		Sunflower	1.936.526	
		Cotton	3	
		Sufflower	473	
		Sugar beet	12.478	
		Alfalfa	2.600	
		Other meadow grass	26.616	
5	KYRGYZSTAN	Corn	86.215	107.175
		Sweet corn	2.000	
		Sunflower	2.000	
		Corn	16.960	
6	UZBEKISTAN	Corn	1.842.178	2.428.851
		Sweet corn	3.500	
		Melon-Water melon	27.726	
		Tomato	266.254	
		Cucumber	40.415	
		Onion	50.725	
		Pepper	34.380	
		Eggplant	880	
		Radish	800	
		Sunflower	84.825	
		Sufflower	19	
		Other meadow grass	55.669	
		English grass	21.480	
7	PAKISTAN	Corn	2.497.001	3.195.280

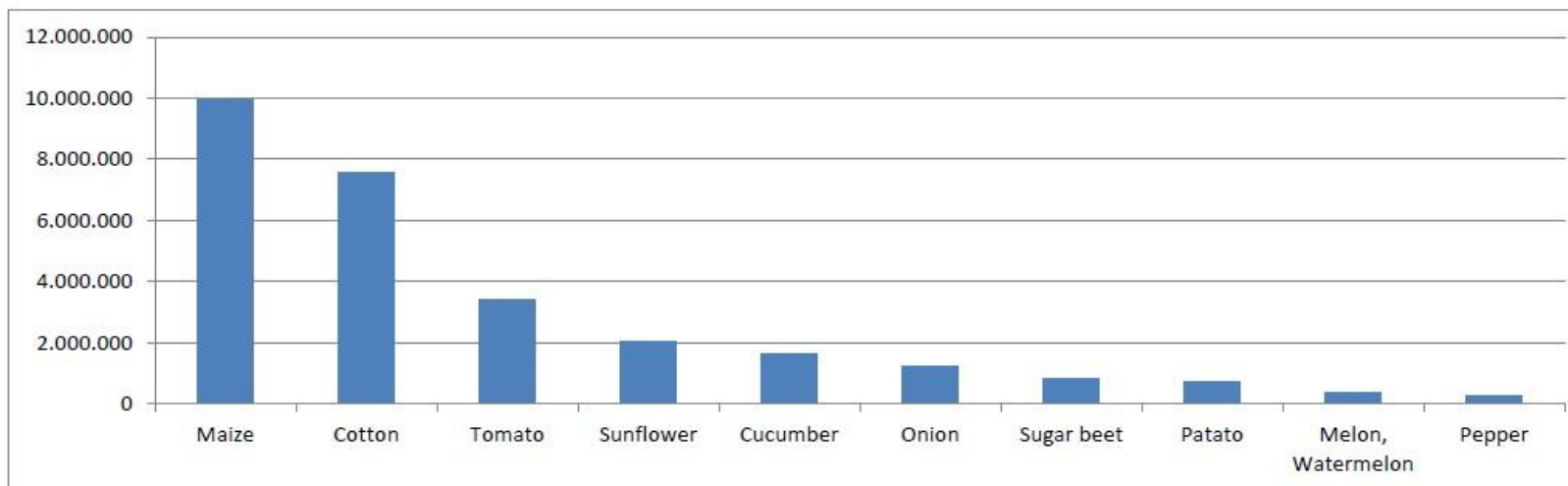
		Melon-Water melon	0	
		Tomato	48.523	
		Cucumber	649.756	
8	TAJIKISTAN	Onion	66.009	315.834
		Cotton	249.700	
		Sugar beet	125	
9	TURKMENISTAN	Corn	128.665	2.359.670
		Sweet corn	18	
		Melon-Water melon	5.468	
		Tomato	1.759.015	
		Cucumber	14.411	
		Onion	146.161	
		Carrot	1.956	
		Pepper	76.402	
		Eggplant	219	
		Other vegetables	3.305	
		Soybean	52.484	
		Sunflower	523	
		Cotton	18.819	
		Red meadow grass	11.999	
		Other meadow grass	21.554	
		English grass	112.671	
		Hybrid grass	6.000	
<b>TOTAL</b>				<b>29.167.809</b>



### TURKEY'S SEED EXPORT TO ECO COUNTRIES (2020)



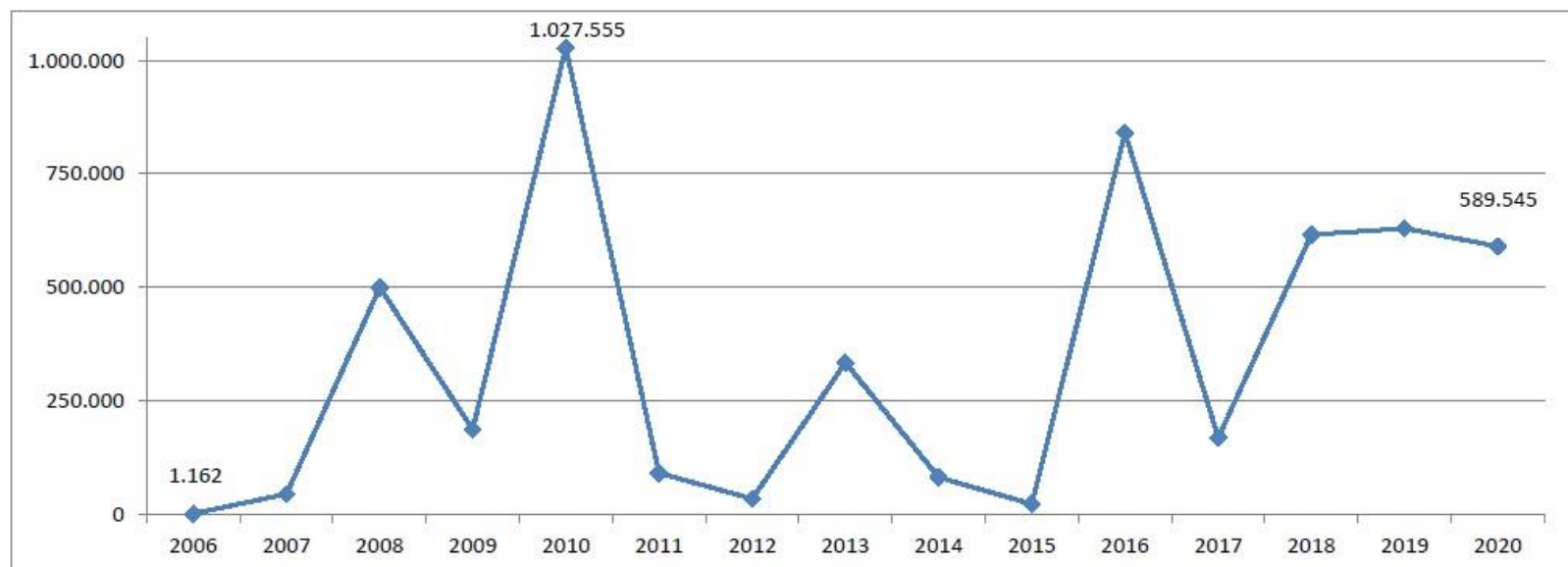
### TURKEY'S TOP TEN SPECIES EXPORTED TO ECO COUNTRIES (2020)



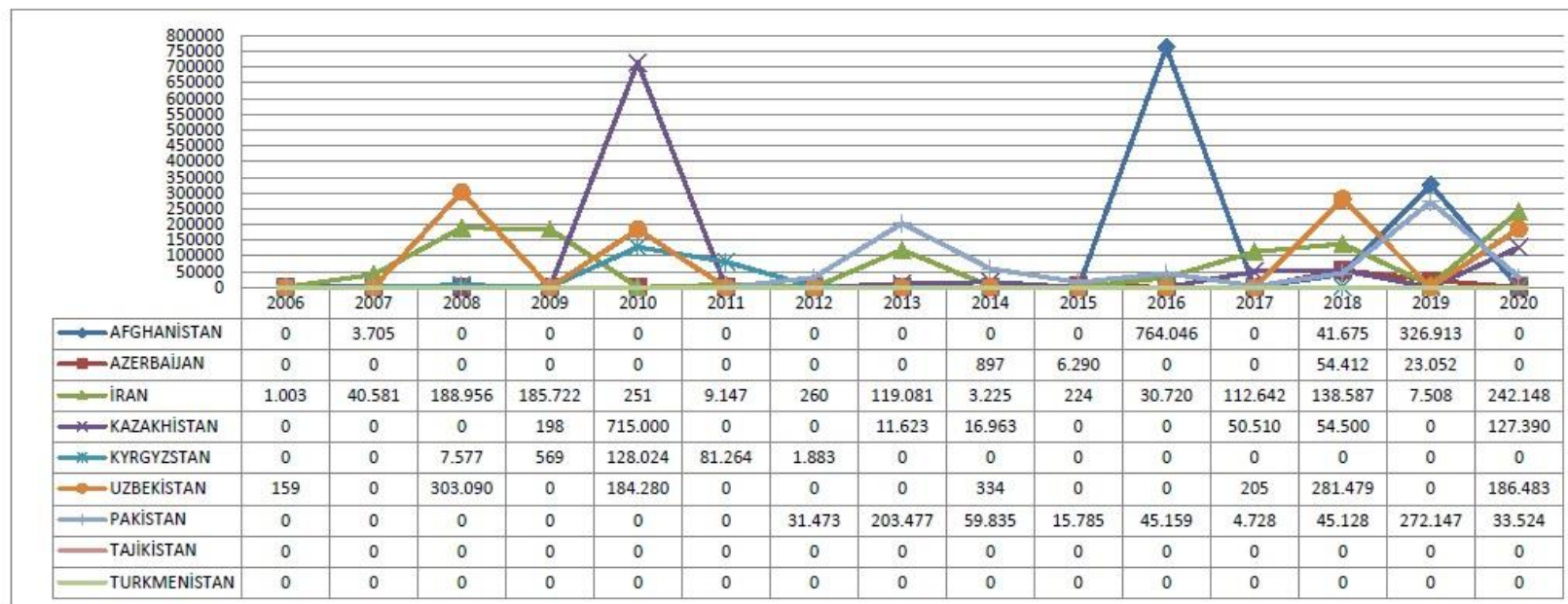
### TURKEY'S SEED IMPORT FROM ECO COUNTRIES BY YEARS (\$)

COUNTRIES	YEARS														
	2006	2007	2008	2009	2010	2011	2012	2013	2014	2015	2016	2017	2018	2019	2020
AFGHANISTAN	0	3.705	0	0	0	0	0	0	0	0	764.046	0	41.675	326.913	0
AZERBAIJAN	0	0	0	0	0	0	0	0	897	6.290	0	0	54.412	23.052	0
İRAN	1.003	40.581	188.956	185.722	251	9.147	260	119.081	3.225	224	30.720	112.642	138.587	7.508	242.148
KAZAKHISTAN	0	0	0	198	715.000	0	0	11.623	16.963	0	0	50.510	54.500	0	127.390
KYRGYZSTAN	0	0	7.577	569	128.024	81.264	1.883	0	0	0	0	0	0	0	0
UZBEKISTAN	159	0	303.090	0	184.280	0	0	0	334	0	0	205	281.479	0	186.483
PAKİSTAN	0	0	0	0	0	0	31.473	203.477	59.835	15.785	45.159	4.728	45.128	272.147	33.524
TAJİKİSTAN	0	0	0	0	0	0	0	0	0	0	0	0	0	0	0
TURKMENİSTAN	0	0	0	0	0	0	0	0	0	0	0	0	0	0	0
<b>TOTAL</b>	<b>1.162</b>	<b>44.286</b>	<b>499.623</b>	<b>186.489</b>	<b>1.027.304</b>	<b>90.411</b>	<b>33.616</b>	<b>334.181</b>	<b>81.254</b>	<b>22.299</b>	<b>839.925</b>	<b>168.085</b>	<b>615.781</b>	<b>629.620</b>	<b>589.545</b>

### TURKEY'S TOTAL SEED IMPORT FROM ECO COUNTRIES BY YEARS (\$)



## TURKEY'S SEED IMPORT FROM ECO COUNTRIES BY YEARS AND COUNTRIES (\$)

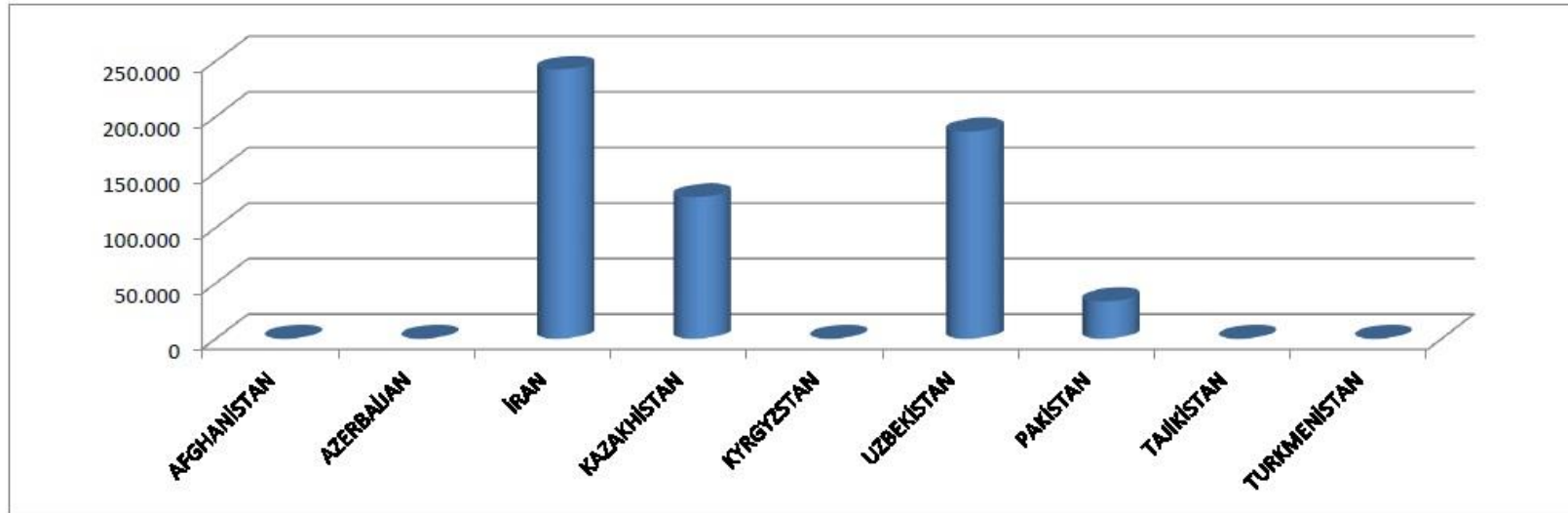


## TURKEY'S SEED IMPORT FROM ECO COUNTRIES BY SPECIES AND COUNTRIES (2020)

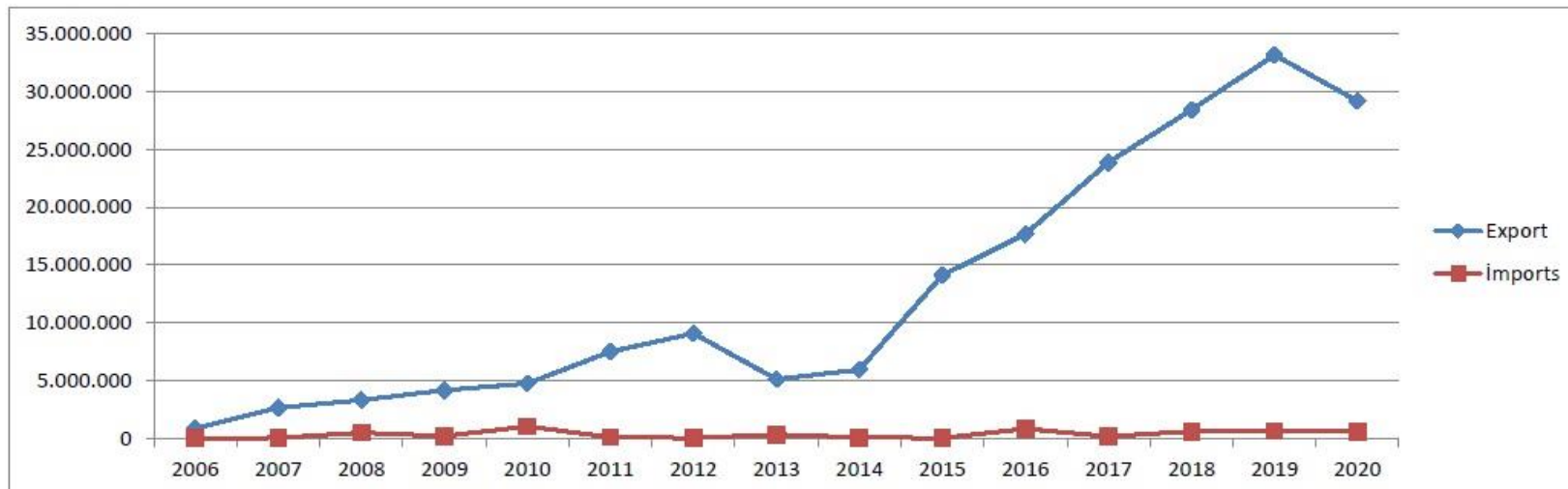
	COUNTRY	SPECIES	IMPORT \$	TOTAL \$
1	İRAN	Melon-Water melon	62.428	242.148
		Cucumber	179.720	
2	KAZAKHİSTAN	Vetch	127.390	127.390
3	UZBEKİSTAN	Corn	180.215	186.483
		Melon-Water melon	6.278	
4	PAKİSTAN	Melon-Water melon	9.991	33.524
		Tomato	5.636	
		Cucumber	17.897	
<b>TOTAL</b>				<b>589.545</b>



### TURKEY'S SEED IMPORT FROM ECO COUNTRIES (\$-2020)



### TURKEY'S SEED EXPORT AND IMPORT FROM ECO COUNTRIES BY YEARS (\$)



### TURKEY'S SEED EXPORT AND IMPORT FROM ECO COUNTRIES (\$-2020)

